

• CONTENTS •



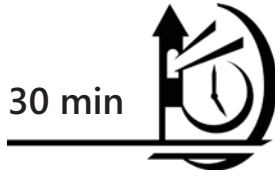
Unit 1	Numbers To 10 Number Bonds	
	Basic Test A	4
	Advanced Test B	9
Unit 2	Addition Within 10	
	Basic Test A	14
	Advanced Test B	19
Unit 3	Subtraction Within 10	
	Basic Test A	24
	Advanced Test B	29
Unit 4	Shapes And Patterns	
	Basic Test A	34
	Advanced Test B	39
Unit 5	Ordinal Numbers And Position	
	Basic Test A	44
	Advanced Test B	49
Unit 6	Numbers To 20	
	Basic Test A	54
	Advanced Test B	59
Unit 7	Addition And Subtraction Within 20	
	Basic Test A	64
	Advanced Test B	69
Unit 8	Length	
	Basic Test A	75
	Advanced Test B	80

Unit 9	Addition And Subtraction Within 40	
	Basic Test A	85
	Advanced Test B	90
Unit 10	Picture Graphs	
	Basic Test A	96
	Advanced Test B	101
Unit 11	Multiplication	
	Basic Test A	106
	Advanced Test B	111
Unit 12	Division	
	Basic Test A	117
	Advanced Test B	122
Unit 13	Time	
	Basic Test A	128
	Advanced Test B	133
Unit 14	Addition And Subtraction Within 100	
	Basic Test A	138
	Advanced Test B	143
Unit 15	Money	
	Basic Test A	149
	Advanced Test B	155
	Answer Key & Detailed Solutions.....	161 ~ 176

Get the results you want!

TEST A

30 min



Basic Test A	30
Advanced Test B	30
Total	60

1 NUMBERS TO 10 / NUMBER BONDS (BASIC)

Section A (5 x 2 marks)

Choose the correct answer for each question and write its number in the bracket provided.

1. How many dragonflies are there?



(1) 7

(2) 6


(3) 5

(4) 4

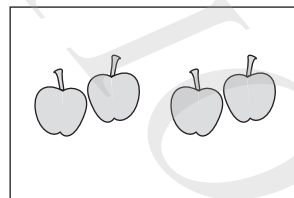
()

2. Which picture shows a set of six apples?


(1)




(2)



(3)



(4)

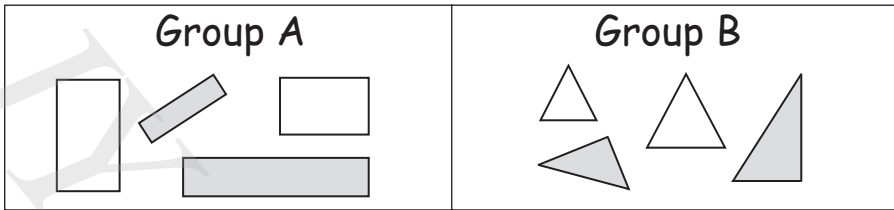


()

Section B (10 x 2 marks)

Write your answers in the spaces provided.

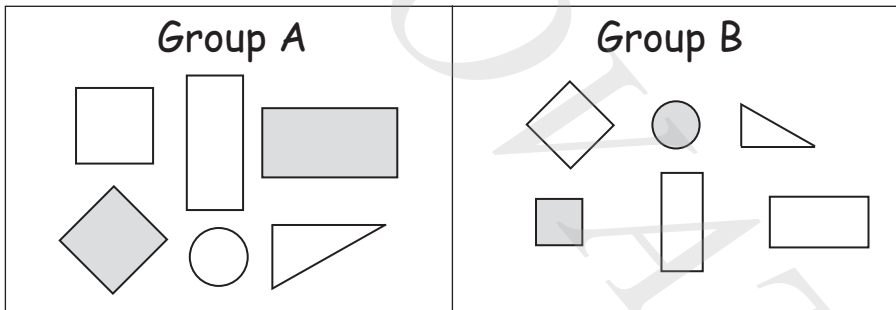
6. Tick (✓) the correct answer.



The shapes are grouped by

shape	
size	
colour	


7. Tick (✓) the correct answer.



The shapes are grouped by

shape	
size	
colour	

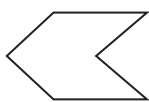
8. Tick (✓) the two shapes that belong to the same group.



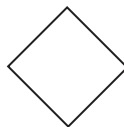
A



B



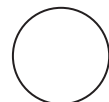
C



D

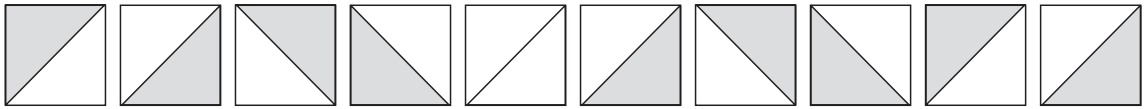


E



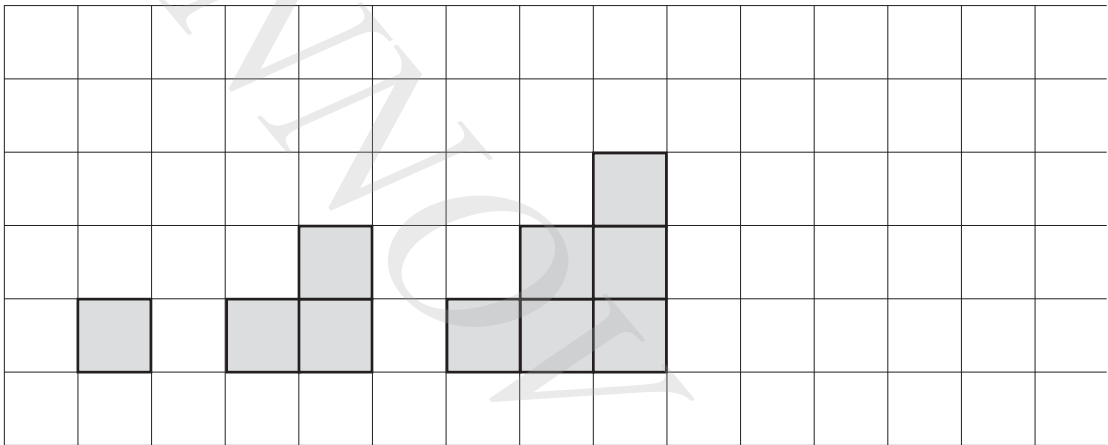
F

13. Shade to complete the pattern.




?

14. Draw the figure that comes next.



15. Study the pattern. How many shapes are hidden?



shapes are hidden.